

MISP AND DECAYING OF INDICATORS

PRIMER FOR INDICATOR SCORING IN MISP

TEAM CIRCL

INFO@CIRCL.LU

OCTOBER 2, 2024



2024-10-02

MISP and Decaying of Indicators

MISP AND DECAYING OF INDICATORS

PRIMER FOR INDICATOR SCORING IN MISP

TEAM CIRCL

INFO@CIRCL.LU

OCTOBER 2, 2024



- Present the components used in MISP to expire IOCs
- Present the current state of Indicators life-cycle management in MISP

2024-10-02

MISP and Decaying of Indicators

└ Outline of the presentation

- Present the components used in MISP to expire IOCs
- Present the current state of Indicators life-cycle management in MISP

EXPIRING IOCs: WHY AND HOW?

- **Sharing information** about threats **is crucial**
- Organisations are sharing more and more

Contribution by **unique organisation** (Orgc.name) on MISPPriv:

Date	Unique Org
2013	17
2014	43
2015	82
2016	105
2017	118
2018	125
2019-10	135

```
1 {  
2   "distribution": [1, 2, 3]  
3 }
```

2024-10-02

MISP and Decaying of Indicators

└ Expiring IOCs: Why and How?

└ Indicators lifecycle - Problem Statement

- **Sharing information** about threats **is crucial**
- Organisations are sharing more and more

Contribution by **unique organisation** (Orgc.name) on MISPPriv:

Date	Unique Org
2013	17
2014	43
2015	82
2016	105
2017	118
2018	125
2019-10	135

```
{  
  "distribution": [1, 2, 3]  
}
```

- Various users and organisations can share data via MISP, multiple parties can be involved
 - ▶ **Trust, data quality** and **relevance** issues
 - ▶ Each user/organisation have **different use-cases** and interests
 - Conflicting interests: Operational security VS attribution
- Can be partially solved with *Taxonomies*

INDICATORS LIFECYCLE - PROBLEM STATEMENT

- Various users and organisations can share data via MISP, multiple parties can be involved
 - ▶ **Trust, data quality** and **relevance** issues
 - ▶ Each user/organisation have **different use-cases** and interests
 - Conflicting interests: Operational security VS attribution
- Can be partially solved with *Taxonomies*
- Attributes can be shared in large quantities (more than 12M on MISPPRIV - Sept. 2020)
 - ▶ Partial info about their **freshness** (*Sightings*)
 - ▶ Partial info about their **validity** (*last_seen*)
- Can be partially solved with our *Data model*

MISP's *Decaying model* combines the two

2024-10-02

MISP and Decaying of Indicators

└ Expiring IOC's: Why and How?

└ Indicators lifecycle - Problem Statement

INDICATORS LIFECYCLE - PROBLEM STATEMENT

- Various users and organisations can share data via MISP, multiple parties can be involved
 - ▶ **Trust, data quality** and **relevance** issues
 - ▶ Each user/organisation have **different use-cases** and interests
 - Conflicting interests: Operational security VS attribution
 - Can be partially solved with *Taxonomies*
 - Attributes can be shared in large quantities (more than 12M on MISPPRIV - Sept. 2020)
 - ▶ Partial info about their **freshness** (*Sightings*)
 - ▶ Partial info about their **validity** (*last_seen*)
 - Can be partially solved with our *Data model*
- MISP's *Decaying model* combines the two

REQUIREMENTS TO ENJOY THE DECAYING FEATURE IN MISP

- Starting from **MISP 2.4.116**, the decaying feature is available
- **Update** decay models and **enable** some
- MISP Decaying strongly relies on *Taxonomies* and *Sightings*, don't forget to review their configuration

Note: The decaying feature has no impact on the information stored in MISP, it's just an **overlay** to be used in the user-interface and API

2024-10-02

MISP and Decaying of Indicators

└ Expiring IOC's: Why and How?


└ Requirements to enjoy the decaying feature in MISP

- Starting from **MISP 2.4.116**, the decaying feature is available
- **Update** decay models and **enable** some
- MISP Decaying strongly relies on *Taxonomies* and *Sightings*, don't forget to review their configuration

Note: The decaying feature has no impact on the information stored in MISP, it's just an **overlay** to be used in the user-interface and API

Sightings add a **temporal context** to indicators.

- *Sightings* can be used to represent that you saw the IoC
- **Usecase:** Continuous feedback loop MISP ↔ IDS



Sightings add a **temporal context** to indicators.

- *Sightings* give more credibility/visibility to indicators
- This information can be used to **prioritise and decay indicators**

TAXONOMIES - REFRESHER (1)

Taxonomies

« previous 1 2 next »

Id ↑	Namespace	Description	Version	Enabled	Required	Active Tags	Actions
181	workflow	Workflow support language is a common language to support intelligence analysts to perform their analysis on data and information.	9	Yes	<input type="checkbox"/>	27 / 26 (enable all)	− 🔍 🗑
180	vocabulaire-des-probabilites-estimatives	Ce vocabulaire attribue des valeurs en pourcentage à certains énoncés de probabilité	2	Yes	<input type="checkbox"/>	5 / 5	− 🔍 🗑
179	threats-to-dns	An overview of some of the known attacks related to DNS as described by Torabi, S., Boukhtouta, A., Assi, C., & Debbabi, M. (2018) in Detecting Internet Abuse by Analyzing Passive DNS Traffic: A Survey of Implemented Systems. IEEE Communications Surveys & Tutorials, 1–1. doi:10.1109/comst.2018.2849614	1	No	<input type="checkbox"/>	0 / 18	+ 🔍 🗑
178	targeted-threat-index	The Targeted Threat Index is a metric for assigning an overall threat ranking score to email messages that deliver malware to a victim's computer. The TTI metric was first introduced at SecTor 2013 by Seth Hardy as part of the talk "RATastrophe: Monitoring a Malware Menagerie" along with Katie Kleemola and Greg Wiseman.	2	Yes	<input type="checkbox"/>	11 / 11	− 🔍 🗑

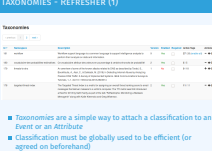
- *Taxonomies* are a simple way to attach a classification to an *Event* or an *Attribute*
- Classification must be globally used to be efficient (or agreed on beforehand)

2024-10-02

MISP and Decaying of Indicators

└ Expiring IOCs: Why and How?

└ Taxonomies - Refresher (1)



TAXONOMIES - REFRESHER (2)

ADMIRALTY-SCALE Taxonomy Library

Id	127
Namespace	admiralty-scale
Description	The Admiralty Scale or Ranking (also called the NATO System) is used to rank the reliability of a source and the credibility of an information. Reference based on FM 2-22.3 (FM 34-52) HUMAN INTELLIGENCE COLLECTOR OPERATIONS and NATO documents.
Version	4
Enabled	Yes (disable)

« previous

next »

Filter									
Tag	Expanded	Numerical value	Events	Attributes	Tags				
<input type="checkbox"/> admiralty-scale:information-credibility="1"	Information Credibility: Confirmed by other sources	100	6	0	admiralty-scale:information-credibility="1"	⏪	🗑	⏩	➕
<input type="checkbox"/> admiralty-scale:information-credibility="2"	Information Credibility: Probably true	75	21	1	admiralty-scale:information-credibility="2"	⏪	🗑	⏩	➕
<input type="checkbox"/> admiralty-scale:information-credibility="3"	Information Credibility: Possibly true	50	16	5	admiralty-scale:information-credibility="3"	⏪	🗑	⏩	➕
<input type="checkbox"/> admiralty-scale:information-credibility="4"	Information Credibility: Doubtful	25	2	0	admiralty-scale:information-credibility="4"	⏪	🗑	⏩	➕
<input type="checkbox"/> admiralty-scale:information-credibility="5"	Information Credibility: Improbable	0	1	0	admiralty-scale:information-credibility="5"	⏪	🗑	⏩	➕
<input type="checkbox"/> admiralty-scale:information-credibility="6"	Information Credibility: Truth cannot be judged	50	9	2	admiralty-scale:information-credibility="6"	⏪	🗑	⏩	➕
<input type="checkbox"/> admiralty-scale:source-reliability="a"	Source Reliability: Completely reliable	100	1	0	admiralty-scale:source-reliability="a"	⏪	🗑	⏩	➕
<input type="checkbox"/> admiralty-scale:source-reliability="b"	Source Reliability: Usually reliable	75	21	76	admiralty-scale:source-reliability="b"	⏪	🗑	⏩	➕
<input type="checkbox"/> admiralty-scale:source-reliability="c"	Source Reliability: Fairly reliable	50	9	8	admiralty-scale:source-reliability="c"	⏪	🗑	⏩	➕
<input type="checkbox"/> admiralty-scale:source-reliability="d"	Source Reliability: Not usually reliable	25	2	0	admiralty-scale:source-reliability="d"	⏪	🗑	⏩	➕
<input type="checkbox"/> admiralty-scale:source-reliability="e"	Source Reliability: Unreliable	0	0	0	admiralty-scale:source-reliability="e"	⏪	🗑	⏩	➕
<input type="checkbox"/> admiralty-scale:source-reliability="f"	Source Reliability: Reliability cannot be judged	50	10	7	admiralty-scale:source-reliability="f"	⏪	🗑	⏩	➕
<input type="checkbox"/> admiralty-scale:source-reliability="g"	Source Reliability: Deliberately deceptive	0	N/A	N/A					+

→ Cherry-pick allowed Tags

2024-10-02

MISP and Decaying of Indicators
└ Expiring IOC: Why and How?

└ Taxonomies - Refresher (2)

ADMIRALTY-SCALE Taxonomy Library									
Description: The Admiralty Scale or Ranking (also called the NATO System) is used to rank the reliability of a source and the credibility of an information. Reference based on FM 2-22.3 (FM 34-52) HUMAN INTELLIGENCE COLLECTOR OPERATIONS and NATO documents.									
Version: 4									
Enabled: Yes (disable)									
Filter									
Tag	Expanded	Numerical value	Events	Attributes	Tags				
<input type="checkbox"/> admiralty-scale:information-credibility="1"	Information Credibility: Confirmed by other sources	100	6	0	admiralty-scale:information-credibility="1"	⏪	🗑	⏩	➕
<input type="checkbox"/> admiralty-scale:information-credibility="2"	Information Credibility: Probably true	75	21	1	admiralty-scale:information-credibility="2"	⏪	🗑	⏩	➕
<input type="checkbox"/> admiralty-scale:information-credibility="3"	Information Credibility: Possibly true	50	16	5	admiralty-scale:information-credibility="3"	⏪	🗑	⏩	➕
<input type="checkbox"/> admiralty-scale:information-credibility="4"	Information Credibility: Doubtful	25	2	0	admiralty-scale:information-credibility="4"	⏪	🗑	⏩	➕
<input type="checkbox"/> admiralty-scale:information-credibility="5"	Information Credibility: Improbable	0	1	0	admiralty-scale:information-credibility="5"	⏪	🗑	⏩	➕
<input type="checkbox"/> admiralty-scale:information-credibility="6"	Information Credibility: Truth cannot be judged	50	9	2	admiralty-scale:information-credibility="6"	⏪	🗑	⏩	➕
<input type="checkbox"/> admiralty-scale:source-reliability="a"	Source Reliability: Completely reliable	100	1	0	admiralty-scale:source-reliability="a"	⏪	🗑	⏩	➕
<input type="checkbox"/> admiralty-scale:source-reliability="b"	Source Reliability: Usually reliable	75	21	76	admiralty-scale:source-reliability="b"	⏪	🗑	⏩	➕
<input type="checkbox"/> admiralty-scale:source-reliability="c"	Source Reliability: Fairly reliable	50	9	8	admiralty-scale:source-reliability="c"	⏪	🗑	⏩	➕
<input type="checkbox"/> admiralty-scale:source-reliability="d"	Source Reliability: Not usually reliable	25	2	0	admiralty-scale:source-reliability="d"	⏪	🗑	⏩	➕
<input type="checkbox"/> admiralty-scale:source-reliability="e"	Source Reliability: Unreliable	0	0	0	admiralty-scale:source-reliability="e"	⏪	🗑	⏩	➕
<input type="checkbox"/> admiralty-scale:source-reliability="f"	Source Reliability: Reliability cannot be judged	50	10	7	admiralty-scale:source-reliability="f"	⏪	🗑	⏩	➕
<input type="checkbox"/> admiralty-scale:source-reliability="g"	Source Reliability: Deliberately deceptive	0	N/A	N/A					+

→ Cherry-pick allowed Tags

- Some taxonomies have a `numerical_value`
- Allows concepts to be used in an mathematical expression
 - Can be used to prioritise IoCs

admiralty-scale taxonomy¹

Description	Value
Completely reliable	100
Usually reliable	75
Fairly reliable	50
Not usually reliable	25
Unreliable	0
Reliability cannot be judged	50
Deliberatly deceptive	0

Description	Value
Confirmed by other sources	100
Probably true	75
Possibly true	50
Doubtful	25
Improbable	0
Truth cannot be judged	50

¹<https://github.com/MISP/misp-taxonomies/blob/master/admiralty-scale/machinetag.json>

└ Expiring IOC: Why and How?

└ Taxonomies - Refresher (3)

- Some taxonomies have a `numerical_value`
- Allows concepts to be used in an mathematical expression
 - Can be used to prioritise IoCs

admiralty-scale taxonomy¹

Description	Value	Description	Value
Completely reliable	100	Confirmed by other sources	100
Usually reliable	75	Probably true	75
Fairly reliable	50	Possibly true	50
Not usually reliable	25	Doubtful	25
Unreliable	0	Improbable	0
Reliability cannot be judged	50	Truth cannot be judged	50
Deliberatly deceptive	0		

¹<https://github.com/MISP/misp-taxonomies/blob/master/admiralty-scale/machinetag.json>

TAXONOMIES - REFRESHER (3)

admiralty-scale taxonomy²

Description	Value
Completely reliable	100
Usually reliable	75
Fairly reliable	50
Not usually reliable	25
Unreliable	0
Reliability cannot be judged	50 ?
Deliberately deceptive	0 ?

→ Users can override tag numerical_value

²<https://github.com/MISP/misp-taxonomies/blob/master/admiralty-scale/machinetag.json>

2024-10-02

MISP and Decaying of Indicators

- Expiring IOCs: Why and How?

Taxonomies - Refresher (3)

TAXONOMIES - REFRESHER (3)

admiralty-scale taxonomy²

Description	Value	Description	Value
Completely reliable	100	Confirmed by other sources	100
Usually reliable	75	Probably true	75
Fairly reliable	50	Possibly true	50
Not usually reliable	25	Doubtful	25
Unreliable	0	Improbable	0
Reliability cannot be judged	50 ?	Truth cannot be judged	50 ?
Deliberately deceptive	0 ?		

→ Users can override tag numerical_value

²<https://github.com/MISP/misp-taxonomies/blob/master/admiralty-scale/machinetag.json>

$$\text{score}(\text{Attribute}) = \text{base_score}(\text{Attribute}, \text{Model}) \bullet \text{decay}(\text{Model}, \text{time})$$

■ $\text{base_score}(\text{Attribute}, \text{Model})$

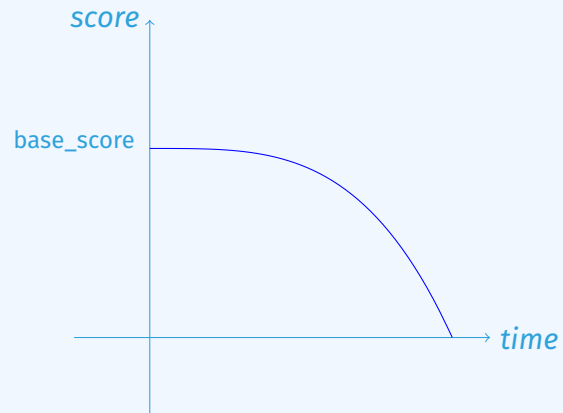
- ▶ Initial score of the *Attribute* only considering the context (*Attribute's type, Tags*)

■ $\text{decay}(\text{Model}, \text{time})$

- ▶ Function composed of the **lifetime** and **decay speed**
- ▶ Decreases the base_score over time

SCORING INDICATORS: OUR SOLUTION

$$\text{score}(\text{Attribute}) = \text{base_score}(\text{Attribute}, \text{Model}) \bullet \text{decay}(\text{Model}, \text{time})$$



2024-10-02

MISP and Decaying of Indicators

└ Expiring IOCs: Why and How?

└ Scoring Indicators: Our solution

$$\text{score}(\text{attribute}) = \text{base_score}(\text{attribute}, \text{model}) \bullet \text{decay}(\text{model}, \text{time})$$



CURRENT IMPLEMENTATION IN MISP

IMPLEMENTATION IN MISP: Event/view

The screenshot shows the MISP Event/view interface. At the top, there are tabs for 'Plots', 'Galaxy', 'Event graph', 'Correlation graph', 'ATTACK matrix', 'Attributes', and 'Discussion'. Below these is a search bar and a 'Galaxies' section. The main table displays a list of events with columns for Date, Org, Category, Type, Value, Tags, Galaxies, Comment, Correlate, Related Events, Feed hits, IDS Distribution, Sightings, Activity, Score, and Actions. The 'Score' column shows 'NIDS Simple Decaying ...' and 'Model 5' with values like 65.26, 79.88, 54.6, 52.69, 37.43, 0, 37.41, 0, 23.31, and 0. A 'Decay score toggle button' is visible in the top right corner of the table.

- Decay score toggle button
 - Shows Score for each Models associated to the Attribute type

2024-10-02

MISP and Decaying of Indicators

- └ Current implementation in MISP

- └ Implementation in MISP: Event/view

The screenshot shows the MISP Event/view interface. At the top, there are tabs for 'Plots', 'Galaxy', 'Event graph', 'Correlation graph', 'ATTACK matrix', 'Attributes', and 'Discussion'. Below these is a search bar and a 'Galaxies' section. The main table displays a list of events with columns for Date, Org, Category, Type, Value, Tags, Galaxies, Comment, Correlate, Related Events, Feed hits, IDS Distribution, Sightings, Activity, Score, and Actions. The 'Score' column shows 'NIDS Simple Decaying ...' and 'Model 5' with values like 65.26, 79.88, 54.6, 52.69, 37.43, 0, 37.41, 0, 23.31, and 0. A 'Decay score toggle button' is visible in the top right corner of the table.

IMPLEMENTATION IN MISP: API RESULT

/attributes/restSearch

```
1 "Attribute": [  
2   {  
3     "category": "Network activity",  
4     "type": "ip-src",  
5     "to_ids": true,  
6     "timestamp": "1565703507",  
7     [...]  
8     "value": "8.8.8.8",  
9     "decay_score": [  
10      {  
11        "score": 54.475223849544456,  
12        "decayed": false,  
13        "DecayingModel": {  
14          "id": "85",  
15          "name": "NIDS Simple Decaying Model"  
16        }  
17      }  
18    ],  
19    [...]
```

2024-10-02

MISP and Decaying of Indicators

└ Current implementation in MISP

└ Implementation in MISP: API result

IMPLEMENTATION IN MISP: API RESULT

```
/attributes/restSearch  
"Attribute": [  
  {  
    "category": "Network activity",  
    "type": "ip-src",  
    "to_ids": true,  
    "timestamp": "1565703507",  
    [...]  
    "value": "8.8.8.8",  
    "decay_score": [  
      {  
        "score": 54.475223849544456,  
        "decayed": false,  
        "DecayingModel": {  
          "id": "85",  
          "name": "NIDS Simple Decaying Model"  
        }  
      }  
    ],  
    [...]
```

- **Automatic scoring** based on default values
- **User-friendly UI** to manually set *Model* configuration (lifetime, decay, etc.)
- **Simulation** tool
- Interaction through the **API**
- Opportunity to create your **own** formula or algorithm

└─ Current implementation in MISP

└─ Implementation in MISP: Objectives

- Automatic scoring based on default values
- User-friendly UI to manually set *Model* configuration (lifetime, decay, etc.)
- Simulation tool
- Interaction through the **API**
- Opportunity to create your **own** formula or algorithm

$\mapsto score = base_score \cdot \left(1 - \left(\frac{t}{\tau}\right)^{\frac{1}{\delta}}\right)$

Models are an instantiation of the formula with configurable parameters:

- Parameters: `lifetime`, `decay_rate`, `threshold`
- `base_score` computation
- `default base_score`
- associate *Attribute* types
- formula
- creator organisation

└ Current implementation in MISP

└ Implementation in MISP: Models definition

Two types of model are available

- **Default Models:** Created and shared by the community.
Coming from `misp-decaying-models` repository³.
→ Not editable
- **Organisation Models:** Created by a user on MISP
 - ▶ Can be hidden or shared to other organisation→ Editable

³<https://github.com/MISP/misp-decaying-models.git>

└─ Current implementation in MISP

└─ Implementation in MISP: Models Types

Two types of model are available

- **Default Models:** Created and shared by the community.
Coming from `misp-decaying-models` repository.
→ Not editable
- **Organisation Models:** Created by a user on MISP
 - ▶ Can be hidden or shared to other organisation→ Editable

<https://github.com/MISP/misp-decaying-models.git>

IMPLEMENTATION IN MISP: INDEX

Decaying Models

« previous

next »

All ModelsMy ModelsShared ModelsDefault Models

ID	Organization	Usable to everyone	Name	Description	Parameters { }	Formula	# Assigned Types	Version	Enabled	Actions
29	1	✓	Phishing model	Simple model to rapidly decay phishing website.	{ "lifetime": 3, "decay_speed": 2.3, "threshold": 30, "default_base_score": 80, "base_score_config": { "estimative-language": 0.5, "phishing": 0.5 } }	Polynomial ⓘ	9	1	✓	<div><div></div><div></div><div></div><div></div><div></div></div>
85	1	✗	NIDS Simple Decaying Model MISP	Simple decaying model for Network Intrusion Detection System (NIDS).	{ "lifetime": 120, "decay_speed": 2, "threshold": 30, "default_base_score": 80, "base_score_config": { "estimative-language": 0.25, "priority-level": 0.25, "retention": 0.25, "targeted-threat-index": 0.125, "false-positive": 0.125 } }	Polynomial ⓘ	13	1	✓	<div><div></div><div></div><div></div><div></div><div></div></div>

Page 1 of 1, showing 2 records out of 2 total, starting on record 1, ending on 2

« previous

next »

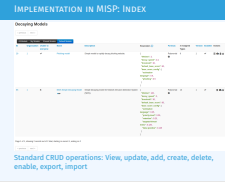
Standard CRUD operations: View, update, add, create, delete, enable, export, import

2024-10-02

MISP and Decaying of Indicators

└─ Current implementation in MISP

└─ Implementation in MISP: Index



IMPLEMENTATION IN MISP: base_score TOOL

Search Taxonomy ✕

Default basescore 80

Taxonomies

Weight

admiralty-scale ▼

source-reliability ▼ 31

information-credibility ▼ 30

priority-level ▼

priority-level ▼ 53

retention ▼

retention ▼ 0

estimative-language ▼

likelihood-probability ▼ 0

confidence-in-analytic-judgment ▼ 0

misp ▼

confidence-level ▼ 0

threat-level ▼ 0

automation-level ▼ 0

phishing ▼

state ▼ 0

psychological-acceptability ▼ 0

Excluded ▼

3 not having numerical value

admiralty-scale:information-credibility (26%)

priority-level (46%)

admiralty-scale:source-reliability (27%)

Placeholder for "Organisation source confidence"

Example ✕

Attribute	Tags	Base score
Tag your attribute	+	
Attribute 1	admiralty-scale:information-credibility="5"	0.0 ?
Attribute 2	priority-level:baseline-minor admiralty-scale:source-reliability="d" admiralty-scale:information-credibility="2"	38.2 ?
Attribute 3	priority-level:severe admiralty-scale:information-credibility="2"	84.6 ?

Computation steps

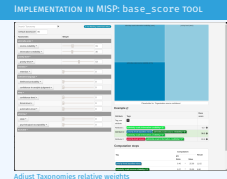
Tag	Eff. Ratio	Value	Result
priority-level:baseline-minor	0.46	25.00	11.62
admiralty-scale:source-reliability="d"	0.27	25.00	6.80

2024-10-02

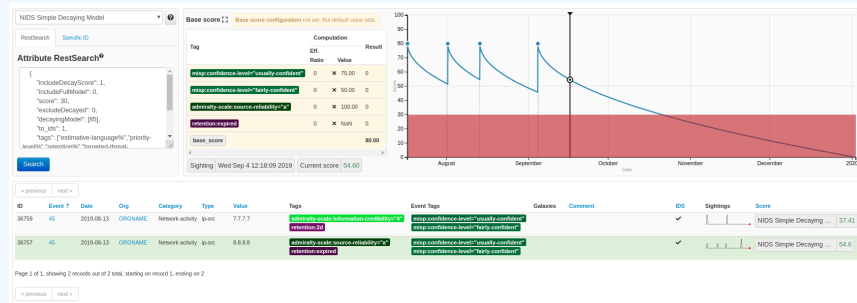
MISP and Decaying of Indicators

- Current implementation in MISP

- Implementation in MISP: base_score tool



IMPLEMENTATION IN MISP: SIMULATION TOOL




Simulate decay on *Attributes* with different *Models*

2024-10-02

MISP and Decaying of Indicators
└ Current implementation in MISP

└ Implementation in MISP: simulation tool



IMPLEMENTATION IN MISP: API QUERY BODY

/attributes/restSearch

```
1 {  
2   "includeDecayScore": 1,  
3   "includeFullModel": 0,  
4   "excludeDecayed": 0,  
5   "decayingModel": [85],  
6   "modelOverrides": {  
7     "threshold": 30  
8   }  
9   "score": 30,  
10 }  
11
```

2024-10-02

MISP and Decaying of Indicators

└ Current implementation in MISP

└ Implementation in MISP: API query body

/attributes/restSearch

```
1 {  
2   "includeDecayScore": 1,  
3   "includeFullModel": 0,  
4   "excludeDecayed": 0,  
5   "decayingModel": [85],  
6   "modelOverrides": {  
7     "threshold": 30  
8   }  
9   "score": 30,  
10 }  
11
```

CREATING A NEW DECAY ALGORITHM

```
1 <?php
2 include_once 'Base.php';
3
4 class Polynomial extends DecayingModelBase
5 {
6     public const DESCRIPTION = 'The description of your new
7     decaying algorithm';
8
9     public function computeScore($model, $attribute, $base_score,
10     $elapsed_time)
11     {
12         // algorithm returning a numerical score
13     }
14
15     public function isDecayed($model, $attribute, $score)
16     {
17         // algorithm returning a boolean stating
18         // if the attribute is expired or not
19     }
20 }
```

2024-10-02

MISP and Decaying of Indicators

└ Current implementation in MISP

└ Creating a new decay algorithm

CREATING A NEW DECAY ALGORITHM

```
1 <?php
2 include_once 'Base.php';
3
4 class Polynomial extends DecayingModelBase
5 {
6     public const DESCRIPTION = 'The description of your new
7     decaying algorithm';
8
9     public function computeScore($model, $attribute, $base_score,
10     $elapsed_time)
11     {
12         // algorithm returning a numerical score
13     }
14
15     public function isDecayed($model, $attribute, $score)
16     {
17         // algorithm returning a boolean stating
18         // if the attribute is expired or not
19     }
20 }
```

- Improved support of *Sightings*
 - ▶ False positive *Sightings* should somehow reduce the score
 - ▶ Expiration *Sightings* should mark the attribute as decayed
- Potential *Model* improvements
 - ▶ Instead of resetting the score to `base_score` once a *Sighting* is set, the score should be increased additively (based on a defined coefficient); thus **prioritizing surges** rather than infrequent *Sightings*
 - ▶ Take into account related *Tags* or *Correlations* when computing score
- Increase *Taxonomy* coverage
 - ▶ Users should be able to manually override the `numerical_value` of *Tags*

2024-10-02

MISP and Decaying of Indicators

- └ Current implementation in MISP
- └ Decaying Models 2.0

- Improved support of *Sightings*
 - ▶ False positive *Sightings* should somehow reduce the score
 - ▶ Expiration *Sightings* should mark the attribute as decayed
- Potential *Model* improvements
 - ▶ Instead of resetting the score to `base_score` once a *Sighting* is set, the score should be increased additively (based on a defined coefficient); thus **prioritizing surges** rather than infrequent *Sightings*
 - ▶ Take into account related *Tags* or *Correlations* when computing score
- Increase *Taxonomy* coverage
 - ▶ Users should be able to manually override the `numerical_value` of *Tags*